



**2011-2012  
SPARKS  
PARENT HANDBOOK**



Foothills Bible Church  
6100 S. Devinney Way  
Littleton, CO 80127  
303-979-0685

## Welcome to FBC Awana

We are honored to participate with you in training your child to serve the Lord. Our Awana program offers several opportunities for your child to grow spiritually through Scripture memorization and a basic understanding of Biblical principles. It also provides an opportunity for children to learn to compete as a team, and to learn to win and lose with a proper attitude of fair play and sportsmanship.

**Parental involvement** is essential for a child to be successful in Awana. Although leaders will work with your child, it is not possible to learn all verses during the handbook time. The verses are better learned and understood when studied and reviewed at home a few minutes each day. Here are a few suggestions to help your child be as successful as possible:

- **Encourage** your child to be faithful in working through their Awana books. Be sure to explain difficult words or concepts to help make the material meaningful.
- **Inform** your child's leader on how they can better serve your child. You know your child better than we do, and our leaders would appreciate any insight you can share.
- **Validate** the importance of Bible memory by having your child "teach" you the verses.
- **Be patient**, encourage and make learning verses fun!

We hope that this Parent Handbook will be helpful in sharing some information regarding Awana and our Sparks program.

## The History of Awana

The word Awana stands for **Approved Workmen Are Not Ashamed**, and comes from 2 Timothy 2:15

Awana had its beginnings in 1950 as a youth program at the North Side Gospel Center in Chicago, Illinois. Since 1950, Awana has grown from a one-church ministry into one that includes more than 15,000 churches in the United States (all 50 states) and another 1,900 in more than 100 countries worldwide.

Awana at FBC has been serving the church and its community since 1975. Starting in the early 1990's, FBC Awana has felt the need to assist other clubs a world away who could not afford to support the clubs within their own church. Through Awana Clubs International, we have joined the ranks of Adopt-A-Club to support clubs in Jamaica, Ecuador, Uganda, Togo, Russia, Romania, India, Bangladesh, Cuba, and Argentina.

*"Be diligent to present yourself approved to God, a worker who does not need to be ashamed, rightly dividing the Word of truth."*

2 Timothy 2:15



## FBC Awana Sparks Contact Information

FBC Awana Updates	FBC Web-site	<a href="http://www.foothillsbiblechurch.org">http://www.foothillsbiblechurch.org</a>	
Interim Awana Commander	Kristin Ivy	303-979-0685 ex 328	<a href="mailto:kivy@4fbc.org">kivy@4fbc.org</a>
Secretaries	Steve Cole (K) Kathy Best (1 <sup>st</sup> ) Leslie Collins (2 <sup>nd</sup> )		<a href="mailto:steve@prinmath.com">steve@prinmath.com</a> <a href="mailto:wkbest@q.com">wkbest@q.com</a> <a href="mailto:lesliecollins615@comcast.net">lesliecollins615@comcast.net</a>

### Discipline

Discipline is defined as “training expected to produce a specific character or pattern of behavior, especially training that produces moral or mental improvement ([www.thefreedictionary.com](http://www.thefreedictionary.com)).” Discipline is also the process of teaching acceptable behavior and self-control.

Unfortunately, discipline often carries a negative connotation. In an effort to develop good behavior patterns, our first step will be to praise every good effort. Our leaders will make concerted efforts to compliment clubbers for their positive behavior.

Since one of the goals of Awana is to train boys and girls to serve Christ, our Awana leaders will be attentive to correct or redirect behaviors that deviate from God's Word (Bible). We will use a “3” count system to enforce established rules and expectations. If a clubber is intentionally disrespectful or disruptive, we will utilize the following “3” count procedures:

1. A “1” count will be given for the first offense and the leader will provide a verbal explanation regarding the inappropriateness of the behavior.
2. A “2” count will be given for the second offense and the leader or Club Director will provide individual counsel to the clubber.
3. A “3” count will be given for the third offense, with the clubber taken to the Club Commander and the parents contacted. The clubber will be given an opportunity to talk with his/her parents. The Club Commander will also talk with the parents and determine if any further action or meetings are necessary.

It is our sincere prayer that no situation will ever have to be resolved in this manner, and our leaders will make every effort possible to help clubbers avoid disrespectful/disruptive behavior. In an effort to be fair to all other clubbers and leaders, though, the above procedures will be enforced if necessary.

We will also utilize a “5” count system in order to maintain control in a large group setting (Council Time and Game Time). In order to gain the group's attention, a leader will begin counting down from 5 to 1, becoming softer in volume with each number. It is the goal for the group to be totally quiet and ready to listen by the time 1 is reached. In order for the clubber's to understand this “5” count system, it is taught and demonstrated during the first few weeks of Awana.

## **What We Expect From Our Leaders**

### Requirements:

- A leader must have a personal relationship with Jesus Christ.
- A leader must be a regular attender at FBC or a Bible-based Christian Church in the Denver area.
- A leader must have a desire to work with and a compassion for children.
- A leader must agree with the Awana Doctrinal Statement as found in the Training Manual.
- A leader must attend the FBC Awana Basic Training.

### Expectations:

- We expect our leaders to be on time.
- We expect our leaders to be examples.
- We expect our leaders to follow the rules and wear their uniforms.
- We expect our leaders to display a proper attitude before the clubbers and other leaders.
- We expect our leaders to pray for our Awana Club on a regular basis.
- We expect our leaders to realize that FBC Awana is not just a program, but a ministry of the church and a place of service to God.

## **What We Expect From Parents**

- Always encourage your child. Children have much more fun when Mom and Dad show interest in their accomplishments.
- Help your child to attend Awana every week and to arrive on time. Consistency builds friendships, achievement, and self-discipline.
- During the week, help your child to prepare two to three sections. This will ensure that they will complete their handbook and receive their special awards. Identify the sections your child will be reciting through the use of a sticky-note, paperclips, or short note.
- Attend all major events. Parents are always welcome every night, and are also encouraged to attend special events as a way of showing support and approval.
- Please review the Clubber Expectations (found later in this handbook) with your child.
- Please plan to pick up clubbers promptly at 8:00 pm in their designated locations. Clubbers will not be allowed to leave their designated area without an adult or older sibling picking them up.
- If your child needs to be excused from participating in Game Time, please send a note to that effect to their leader.

## **What We Expect From Clubbers**

- Always be prepared. Each week you will need to memorize and recite two to three sections to complete your handbook by the end of the year.
- Always be respectful of those around you (adults and fellow clubbers). Watch your surroundings and see where you can help others.
- Wear your uniform and bring your Bible, and handbook each Club night. Have these items ready during check-in to earn individual Awana bucks.
- Participate in your Club each week during game time, handbook time, and council time.
- Every child must sign in at the registration desk each week.
- No food, drink, or running in the church is allowed.

# Awana Nightly Club Schedule

Each Awana Club meeting is divided into three sessions:

**Council Time:** During this session, the Clubbers hear a lesson from God's Word. This "heart of the Awana Club" will often close with awards and announcements.

**Game Time:** This session features unique and exciting games around the Awana game circle. Clubbers compete in both individual and team games.

**Handbook Time:** During this time, Clubbers recite verses/sections in their book to a leader/listener. Emphasis is placed on helping Clubbers achieve their goals in Bible memory and helping them to understand what the verses mean.

## Kindergarten:

6:30-7:00	Council Time	Gazelle Room (165,166,167)
7:00-7:30	Game Time	Gazelle Room (165,166,167)
7:30-8:00	Handbook Time	Classrooms (Red-171, Yellow-172, Blue-173, Green-174)

## 1<sup>st</sup> Grade:

6:30-7:00	Handbook Time	Classrooms (Red-172, Yellow-173, Blue-174, Green-175)
7:00-7:30	Game Time	Awana Room
7:30-8:00	Council Time	Gazelle Room (165,166,167)

## 2<sup>nd</sup> Grade:

6:30-7:00	Handbook Time	Classrooms (Red-168, Yellow-169, Blue-170, Green-171)
7:00-7:30	Game Time	Awana Room
7:30-8:00	Council Time	Gazelle Room (165,166,167)

## Check-In

Each club night, your child must first check-in with the secretaries in order for their attendance to be recorded. Please plan to arrive at least 5 minutes ahead of time, so that your child has plenty of time to check-in and join their groups for the 6:30 pm start-up time.

## Pick-Up

Parents need to physically check-out their child/children at the end of the evening. Pick-Up locations are:

Kindergarten	Handbook Time	Red Team – Room 171 Yellow Team – Room 172 Green Team – Room 174 Blue Team – Room 173
--------------	---------------	--

First Grade	Council Time	Gazelle Room (165, 166, 167)
-------------	--------------	------------------------------

Second Grade	Council Time	Gazelle Room (165, 166, 167)
--------------	--------------	------------------------------

## Handbooks

There are three handbooks (HangGlider, WingRunner, and SkyStormer) associated with the Sparks program. If this is your child's **first year** in Sparks, they will start with the Flight 3:16 Entrance Booklet. Once this is completed (2-3 weeks), they will have earned their Awana Vest and the HangGlider Handbook.

### First Year:

Flight 3:16 Entrance Booklet

HangGlider Handbook

Review: HangGlider Handbook

HangGlider Frequent Flyer Extra Credit Book



### Second Year:

WingRunner Handbook

Review: WingRunner Handbook

WingRunner Frequent Flyer Extra Credit Book



### Third Year:

SkyStormer Handbook

Review: SkyStormer Handbook

SkyStormer Frequent Flyer Extra Credit Book



Each Handbook consists of a Rank Path, four Red Jewel Sections, and four Green Jewel Sections. All sections **must** be recited in **sequential order**, with the following exceptions:

#### HangGlider Handbook

- Red Jewel 1:1 – Bring a Friend
- Green Jewel 2:1-3 – Missionary Activities
- Green Jewel 4:3 – Obey Your Parents Chart

#### WingRunner Handbook

- Red Jewel 1:1 – Bring a Friend
- Red Jewel 2:1-4 – Missionary Activities
- Green Jewel 4:3 – At My Home Today Chart

#### SkyStormer Handbook

- Red Jewel 1:1 – Bring a Friend
- Green Jewel 2:1-2 - Missionary Activities
- Green Jewel 4:1-2 – Activity List



To complete a section, all Bible verses and activities must be said/completed at one time. The Clubber is allowed 2 “helps” (a verbal or non-verbal prompt) from a leader/listener per section. References (Bible verses) are required to be known and recited. Clubbers are encouraged to complete Sections of their Handbook each week. Each Clubber may work at his/her own pace, but in order to finish a Handbook during the year, the Clubber should average approximately two Sections per week. When a child is sick and misses Awana, or during breaks (ie, Christmas break), sections may be said/completed to their parents. When a Handbook is finished prior to the end of the year, the Clubber may complete the Handbook Review Sections (specially marked in each Handbook). If this Review is also completed prior to the end of the year, a Clubber may choose to purchase and work on Sections contained in a Frequent Flyer Extra Credit book.

# HangGlider Handbook Outline

## HangGlider Rank

1. S is for Savior – 1 John 4:14
2. Review John 3:16
3. P is for Power – Psalm 147:5
4. A is for According to the Scriptures – 1 Corinthians 15:3
5. R is for Rose Again or (Raised) – 1 Corinthians 15:4
6. K is for Keep – James 2:10
7. S is for Saved – Acts 16:31
8. Review 1 John 4:14

## Red Jewel 1

### The Bible, God's Book

1. Bring a friend
2. God talks to us through the Bible – John 20:31
3. We talk to God in prayer – Psalm 118:1
4. The Bible tells us about God who loves us – 1 John 4:19

## Green Jewel 1

### God Creates the World

1. Review Psalm 118:1
2. In the Beginning – Genesis 1:1
3. God Saw It Was Good – Genesis 1:31
4. Adam and Eve Sin – Romans 3:23

## Red Jewel 2

### The People Disobey

1. Review Genesis 1:1
2. Noah and the Flood – John 17:17
3. Noah and God's Promise – 1 Peter 1:25
4. The Tower of Babel – John 14:6

## Green Jewel 2

### Missionary Activities

1. What is a missionary?
2. Where do missionaries work?
3. What do missionaries do?
4. The Bible tells us to pray for missionaries – Colossians 1:3

## Red Jewel 3

### More about the Bible, God's Book

1. New Testament Books – Introduction
2. Say the first 8 books
3. Say the middle 9 books
4. Say the last 10 books

## Green Jewel 3

### God Saves His People

1. Say all 27 New Testament books
2. God Saves Baby Moses – John 3:14 (part 1)
3. God Helps Moses – John 3:14 (part 2)
4. God Saves the Israelites – John 3:15

## Red Jewel 4

### Trip to a New Land

1. The Israelites Complain – John 3:16
2. Say John 3:14-16
3. Joshua and Caleb Trust God – Joshua 1:9
4. Joshua and the Israelites Make Good Choices – Joshua 24:24

## Green Jewel 4

### Living My Life

1. Review Joshua 1:9 and Joshua 24:24
2. Say Ephesians 6:1
3. Complete the Obey Your Parents Chart
4. Review Ephesians 6:1; 1 Corinthians 15:3; Romans 3:23

# WingRunner Handbook Outline

In three years, Sparkies will survey the main people and events of the Bible. Not only will they learn specifics, but they will also see how the whole Bible fits together as God's plan to save the world through Christ. Each year, Sparkies will also be challenged to recite 15 more verses from God's Word. This year, Sparkies will study Judges through the Birth of Christ and recite a total of 50 verses! (This does not include the handbook review.)

## WingRunner Rank

1. John 3:16
2. S is for Savior (1 John 4:14)  
P is for Power (Psalm 147:5)
3. A is for According to the Scriptures (1 Corinthians 15:3)  
R is for Rose Again (or Raised) (1 Corinthians 15:4)
4. K is for Keep (James 2:10)  
S is for Saved (Acts 16:31)
5. God Talks to Us (John 20:31)  
We Talk to God (Psalm 118:1)
6. The Gift of Eternal Life (Romans 6:23)
7. Word Search Puzzle (New Testament Books)
8. Say all 27 books of the New Testament

## Red Jewel 1 – The Judges Save Israel

1. Bring a Friend.
2. Bible Biography: Deborah, A Mother in Israel (Deuteronomy 6:5; Psalm 96:2)
3. Bible Biography: Samson, the Strong Judge (Jeremiah 32:27; Leviticus 19:2)
4. Bible Biography: Samuel, the Listening Prophet (Proverbs 20:11)

## Green Jewel 1 – The Kings Rule Israel

1. Bible Biography: David, the Shepherd King (Psalm 23:1-2; Psalm 23:3)
2. Bible Biography: Solomon, the Wise King (Psalm 23:4; Psalm 23:5)
3. Bible Biography: Elijah, the Running Prophet (Psalm 23:6; 1 Peter 5:7)
4. Say Psalm 23:1-6

## Red Jewel 2 – Missionary Activities

1. A Friend from Faraway
2. A Very Different Sparks Club
3. Not That Different After All
4. Tell Everybody!

## Green Jewel 2 – The Israelites Leave Home – But Not For Good!

1. Bible Biography: Josiah, Lover of God's Word (1 Peter 1:25)
2. Bible Biography: Daniel, the Praying Prophet (1 Thessalonians 5:17-18)
3. Bible Biography: Nehemiah, God's Workman (Colossians 3:23)
4. Return Flight (Romans 6:23; Deuteronomy 6:5; 1 Thessalonians 5:17-18)

## Red Jewel 3 – The Old Testament Books

1. Facts about the Bible
2. Genesis to Deuteronomy (first five books)
3. Joshua to 2 Kings (next seven books)
4. 1 Chronicles to Proverbs (next eight books)

## Green Jewel 3 – More Old Testament Books

1. Ecclesiastes to Daniel (next seven books)
2. Hosea to Nahum (next seven books)
3. Habakkuk to Malachi (last five books)
4. Say all 39 books of the Old Testament

## Red Jewel 4 – The Savior Has Come!

1. Bible Biography: The Priest Who Didn't Believe (Zacharias/Zechariah) (John 1:1)
2. Bible Biography: Mary, Handmaiden Who Believed (John 1:2)
3. Bible Biography: Shepherds Tell the Good News (John 1:3)
4. Say John 1:1-3

## Green Jewel 4 – Living My Life

1. Forgive others (Ephesians 4:32)
2. Don't Complain (Philippians 2:14)
3. "Good Attitude Rules" for Sparks  
"At My Home Today" Chart
4. Return Flight (1 Peter 5:7; Mark 16:15; Colossians 3:23; Ephesians 4:32; Philippians 2:14)

# SkyStormer Handbook Outline

## SkyStormer Rank Emblem

1. John 3:16
2. Sparks Very Important Verses – S/P – 1 John 4:14; Psalm 147:5
3. Sparks Very Important Verses – A/R – 1 Corinthians 15:3-4
4. Sparks Very Important Verses – K – James 2:10
5. Sparks Very Important Verses – S – Acts 16:31
6. Deuteronomy 31:8
7. Old Testament books of the Bible
8. New Testament books of the Bible

## Red Jewel 1

### The True Meaning of Christmas

1. Bring a friend
2. Luke 2:10-11
3. John 1:1-3
4. Bible Biography: Wise men worship their King (Isaiah 9:6)

## Green Jewel 1

### Jesus Lives on Earth

1. Deuteronomy 31:8; Luke 2:10-11
2. Bible Biography: The thankful leper (Psalm 100:4)
3. Bible Biography: A child of the King (Matthew 19:14)
4. Bible Biography: Zacchaeus (Luke 19:10)

## Red Jewel 2

### Jesus Dies and Rises Again

1. Isaiah 9:6; Psalm 100:4; Matthew 19:14; Luke 19:10
2. Bible Biography: A centurion believes (1 John 4:15)
3. Romans 5:8
4. Bible Biography: Mary Magdalene sees her Lord (Matthew 28:6; 1 John 5:12)

## Green Jewel 2

### Missionary Activities

1. Pray for and write a letter to an Awana missionary
2. Romans 1:16
3. Bible Biography: Philip shares the good news (Acts 1:8)
4. 1 John 4:15; Romans 5:8; Matthew 28:6; 1 John 5:12

## Red Jewel 3

### Peter and the Fist Church

1. Bible Biography: Tabitha lives to serve (1 John 3:17-18)
2. Review the Old Testament Books of the Bible
3. Bible Biography: The church prays for Peter (Colossians 4:2)
4. Review the New Testament Books of the Bible

## Green Jewel 3

### Paul's Missionary Journeys

1. Bible Biography: A jailer finds joy (Philippians 4:4)
2. Bible Biography: Paul stays strong at sea (2 Corinthians 12:9)
3. 2 Timothy 3:15
4. Acts 1:8; 1 John 3:17-18; Colossians 4:2; Philippians 4:4

## Red Jewel 4

### Jesus Will Come Again Soon!

1. 1 Thessalonians 4:16
2. 1 Thessalonians 4:17
3. Bible Biography: A letter from John (Revelation 21:1; Revelation 21:3-4)
4. John 14:1-2

## Green Jewel 4

### Living My Life

1. Proverbs 17:17
2. Pick three things from the list to do for a friend
3. Romans 3:23; Romans 6:23; 1 Corinthians 15:3-4; Romans 1:16
4. 2 Corinthians 12:9; 2 Timothy 3:15; 1 Thessalonians 4:16; 1 Thessalonians 4:17; John 14:1-2

## Sparks Listener Guidelines

- Clubbers are allowed two “helps” (a verbal or non-verbal prompt) from a listener per section (not per verse, if the section contains multiple verses).
- References (Bible verses) are required to be known and recited.
- No “helps” are allowed during the **review** of a handbook.
- Check to make sure the listener card reflects the appropriate handbook (HangGlider, WingRunner, or SkyStormer).
- There is no limit on the number of sections that can be recited each week, but Clubbers should strive for reciting 2 sections per week if their goal is to finish the Handbook by year end.
- With the “new” handbooks, sections **must** be recited in **sequential order**, with the following exceptions:
  - HangGlider Handbook
    - Red Jewel 1:1 – Bring a Friend
    - Green Jewel 2:1-3 – Missionary Activities
    - Green Jewel 4:3 – Obey Your Parents Chart
  - WingRunner Handbook
    - Red Jewel 1:1 – Bring a Friend
    - Red Jewel 2:1-4 – Missionary Activities
    - Green Jewel 4:3 – At My Home Today Chart
  - SkyStormer Handbook
    - Red Jewel 1:1 – Bring a Friend
    - Green Jewel 2:1-2 – Missionary Activities
    - Green Jewel 4:1-2 – Activity List
- Before initiating listening, please review the child's listener card to ensure that it is complete and accurately reflects the section(s), indicated by the Clubber, to be recited.
- Clubbers are allowed to recite sections to their parents when they are either sick and miss Awana, or during breaks from Awana (ie, Christmas break). Upon returning from breaks (Thanksgiving, Christmas, Spring), check the listener card and ask the Clubber if their parents signed off on any recited sections during the break. Update the listener card if necessary, using either the actual date of recitation (if known), or the current date.
- It is vital that recited sections be recorded accurately and completely, and that an accurate recitation date be reflected on the listener card to ensure that the Clubber's receive the awards they have earned, so please re-check the listener card prior to returning to the Clubber.

## Awana Sparks Awards

Each Awana Sparks Clubber has the opportunity to earn exciting awards to be worn on their uniform (vest). These awards should be displayed and worn proudly, as they represent good achievement and spiritual growth in the knowledge of God and His Word.

<u><b>Award Earned</b></u>	<u><b>For Completion Of</b></u>
Vest	Flight 3:16 Entrance Booklet
Handbook	Flight 3:16 Entrance Booklet
Rank Emblem	Handbook Rank Path Section
Wings	Handbook Rank Path Section
Red Jewel	Red Jewel Section in Handbook
Green Jewel	Green Jewel Section in Handbook
Blue Jewel	Club Attendance (<=2 Absences per Quarter)
Review Emblem	Extra Credit Review of Handbook
Sunday School Emblem	Sunday School Attendance (<=4 Absences per Semester)
Extra Credit Pin	Frequent Flyer Extra Credit Book
Adopt-A-Club Patch	Contributions to the Adopt-A-Club Program



## Awana Sparks Store

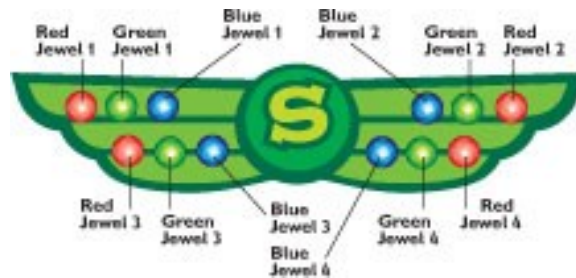
Each Awana Sparks Clubber has the opportunity to earn Awana Buck\$ that can be spent during Awana Sparks Store nights (2 per year). Clubbers are free to spend any or all of their Buck\$ or save and accumulate them for a larger item. The Sparks Secretaries maintain a tally of each child's Awana Buck\$, with the numbers posted to a board located by the Secretaries' desk. Clubbers are rewarded weekly with Awana Buck\$ for the following accomplishments:

<u><b>Accomplishment</b></u>	<u><b>Awana Buck\$ Earned</b></u>
Club Attendance	1
Wearing Uniform	1
Church/Sunday School Attendance	1
Bringing Handbook	1
Bringing a Bible	1
Handbook Section Completed	2
Bringing a Visitor	5 for 1 <sup>st</sup> Visitor, 10 for 2 <sup>nd</sup> , etc...
Special Events*	5-25

\*Awana Buck\$ may also be awarded for participating in various Special Events/Activities throughout the year (Dress-up nights, Food Drives, Mom's Night, etc...)



# Sparks Vest: Award Placement



Sparkies love the classic red vest and the awards they earn in Sparks that display their progress.

1. Sparks Emblem
2. HangGlider Rank Patch
3. WingRunner Rank Patch
4. SkyStormer Rank Patch
5. HangGlider Review Emblem
6. HangGlider Pilot Wings and Jewels
7. HangGlider Extra Credit Pin
8. Church Attendance Emblems

## Wellness Policy

Children should not attend Awana if they have any of the following symptoms:

- Fever – 100 degrees or higher within the last 24 hours.
- Vomiting within the last 24 hours.
- Diarrhea within the last 24 hours.
- Runny nose if accompanied by other symptoms and/or colored discharge.
- Bad cough – coughing increases the chance of infection being spread to others.
- Any rash that is suspected to be contagious
- If your child is prescribed an antibiotic, they must have been on the antibiotic for a minimum of 48 hours prior to attending Awana.
- Any highly contagious illness such as pink eye.
- Was unable to attend school that day due to illness.

## Adverse Weather

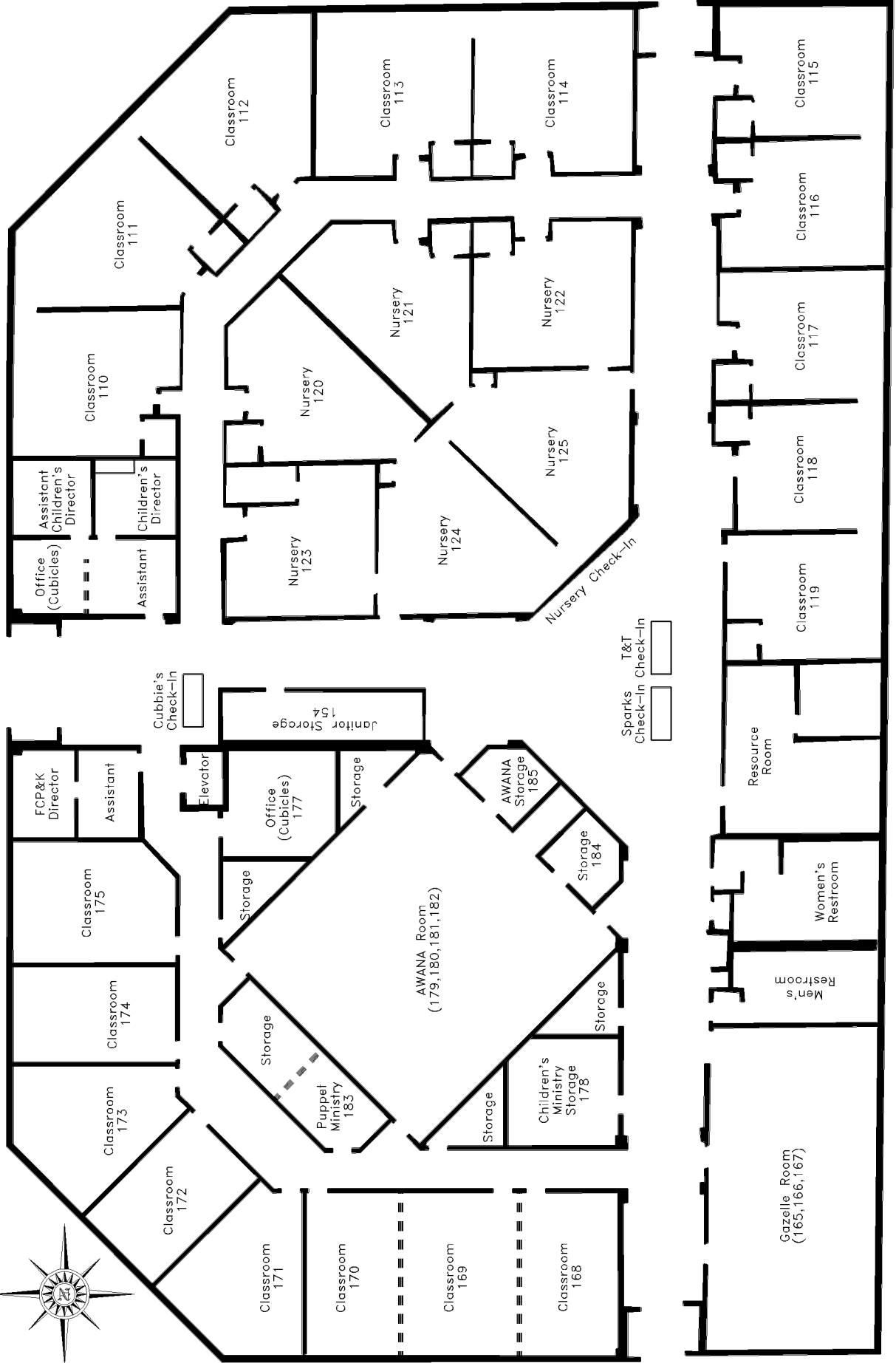

FBC Awana generally bases the decision to cancel Awana for the night on the Jefferson County public schools decision (open/closed). During periods of adverse weather, please check the FBC web-site (<http://www.foothillsbiblechurch.org/>) for any updated announcements regarding Awana.



## Awana 2011-2012 Calendar

August 23 <sup>rd</sup> , 2011	Awana Registration Night (6:00 pm – 8:00 pm)
August 31 <sup>st</sup> , 2011	Awana Teacher Training (7:00 pm – 8:30 pm)
September 13 <sup>th</sup> , 2011	First Awana (Open House)!!
September 20 <sup>st</sup> , 2011	Regular Awana
September 27 <sup>th</sup> , 2011	Sports Team Night
<b>October 4<sup>th</sup>, 2011</b>	<b>Amazing Togathering (NO Awana)</b>
October 11 <sup>th</sup> , 2011	Regular Awana
October 18 <sup>th</sup> , 2011	Crazy Hat Night
October 25 <sup>th</sup> , 2011	Regular Awana
November 1 <sup>st</sup> , 2011	Awana Food Drive
November 8 <sup>th</sup> , 2011	Awana Food Drive
November 15 <sup>th</sup> , 2011	Regular Awana
<b>November 22<sup>nd</sup>, 2011</b>	<b>Thanksgiving Break (NO Awana)</b>
November 29 <sup>th</sup> , 2011	Sparks Store Night
December 3 <sup>rd</sup> , 2011	Sparks Pizza Party!!
December 6 <sup>th</sup> , 2011	T&T Store Night
December 13 <sup>th</sup> , 2011	Volunteer Leader Party/Last Awana before Christmas Break
<b>December 20<sup>th</sup>, 2011</b>	<b>Christmas Break (NO Awana)</b>
<b>December 27<sup>th</sup>, 2011</b>	<b>Christmas Break (NO Awana)</b>
January 3 <sup>rd</sup> , 2012	Regular Awana - Welcome Back!
January 10 <sup>th</sup> , 2012	Regular Awana
January 17 <sup>th</sup> , 2012	Tacky Tie Night
January 21 <sup>st</sup> , 2012	Optional – Grand Prix Workshop
January 24 <sup>th</sup> , 2012	Regular Awana – Grand Prix Cars Due
<b>January 31<sup>st</sup>, 2012</b>	<b>Awana Grand Prix – NO Regular Awana</b>
February 7 <sup>th</sup> , 2012	Animal Dress Up Night
February 14 <sup>th</sup> , 2012	Regular Awana
February 21 <sup>st</sup> , 2012	Bring Your Quarters Night
February 28 <sup>th</sup> , 2012	Regular Awana
March 6 <sup>th</sup> , 2012	Pajama Night
March 13 <sup>th</sup> , 2012	Regular Awana
March 20 <sup>th</sup> , 2012	Adopt-A-Club Challenge
<b>March 27<sup>th</sup>, 2012</b>	<b>Spring Break (NO Awana)</b>
April 3 <sup>rd</sup> , 2012	Sparks Store Night
April 10 <sup>th</sup> , 2012	T&T Store Night
April 17 <sup>th</sup> , 2012	Check Clubber's Cards
April 24 <sup>th</sup> , 2012	Awana Awards Dress Rehearsal
May 1 <sup>st</sup> , 2012	Awana Awards Night!!!

# FBC LOWER LEVEL



## **EARN EXTRA AWANA BUCKS\$ FOR YOUR CLUBBER !!**

Print out this slip and send it to Awana with your Clubber(s) to earn an extra 5 Awana Bucks\$ !! Just sign & date the slip to acknowledge that you have downloaded and looked through the Sparks Parent Handbook, and your Clubber(s) will earn an extra 5 Awana Bucks\$ to spend on Awana Store nights.

Name: \_\_\_\_\_ Date: \_\_\_\_\_